


Location




Physical Characteristics



Human Characteristics



Adaptations



Story Tellers



Timbuktu



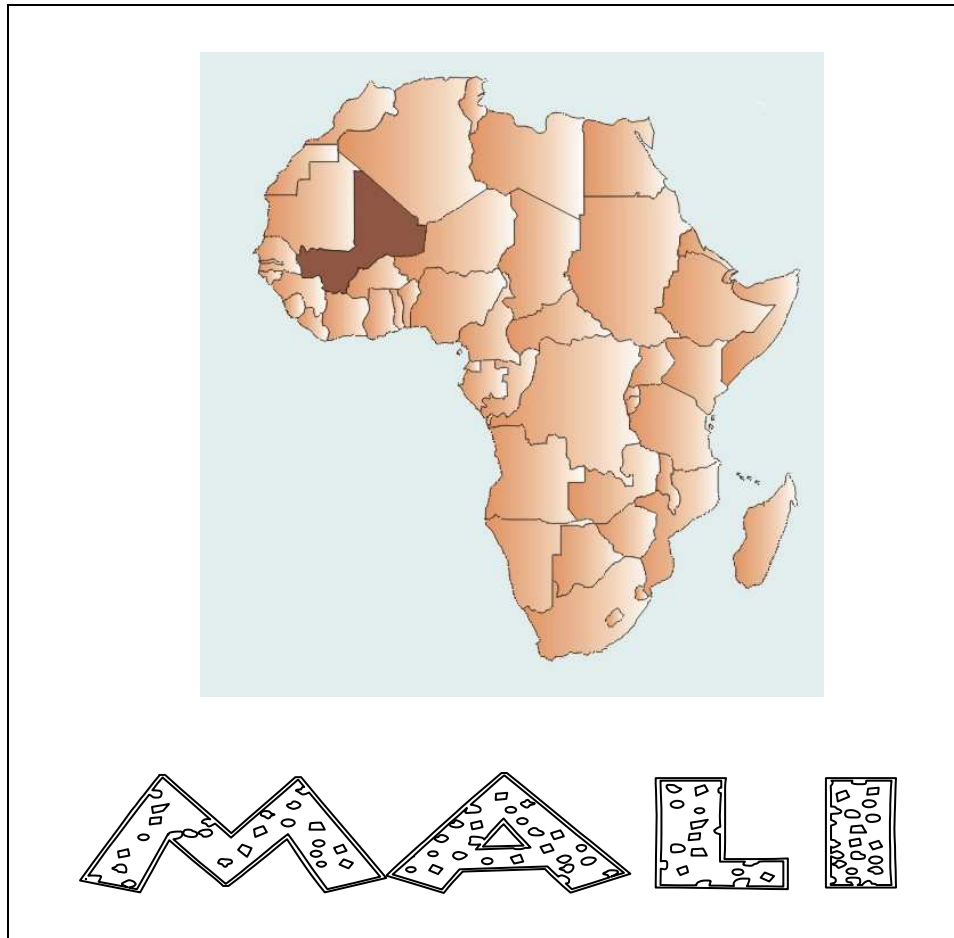
Government



Natural Resource



<p>The western region of Africa Sahara Desert</p>	<p>Located near rivers Desert-like conditions Gold Mines</p>	<p>Farmers Miners Land traders</p>	<p>Salt was traded for gold</p>
<p>Kings The Most Famous was Mansa Musa</p>	<p>Griots passed on traditions and stories from one generation to the next</p>	<p>It was an important city in Mali. It had a famous university with a large library containing Greece and Roman books.</p>	<p>Salt</p>



Shutter fold Book with Top opening flap Insets:

1. Make a shutter fold booklet. (Fold hamburger style once, and then again. You should have a four column piece of paper.) Open and lay flat. Bring the two edges to the center crease and crease the edges. It should open like a shutter.
2. Make two flap strips. Fold one piece of paper hotdog style. Keeping the crease at the top, fold hamburger style, and then again. KEEP THE CREASE UP, and "trim" the sides and bottom, no more than a $\frac{1}{4}$ " on any side. This will give you 4 flaps. Repeat.
3. Cut out each block of information and the building to the left. Students will glue the principles to the front of the flap, match the correct information and glue under the flap. Once completed, the students will glue flip books to the inside of the shutter.
4. Glue the building on the front of the book, and carefully cut in half at the opening so that the book will open properly.
5. Glue the book into notebook or save for review.

http://www.indiana.edu/~complit/poetimages/symp_griot_souweer.jpg

<http://www.sunysb.edu/globality/Articles/images/no5/Timbuktu.jpg>